

**COMARCH**

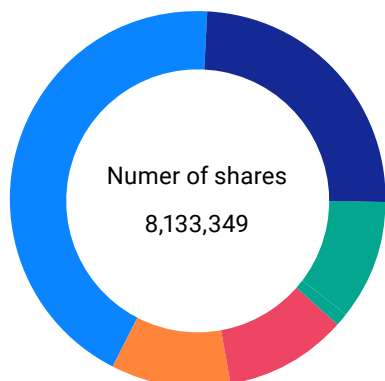


**IT solutions  
manufacturer  
and integrator**

---

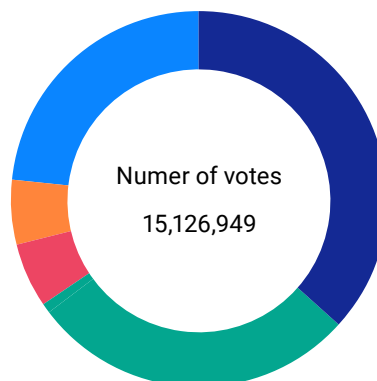
# Shareholding structure of Comarch S.A.

Shareholding structure - by shares



- Janusz Filipiak 1,997,027; **24.55%**
- Elżbieta Filipiak 846,000; **10.40%**
- NN OFE & NN DFE 846,571; **10.41%**
- MetLife OFE 841,097; **10.34%**
- Others 3,602,654; **44.29%**

Shareholding structure - by votes

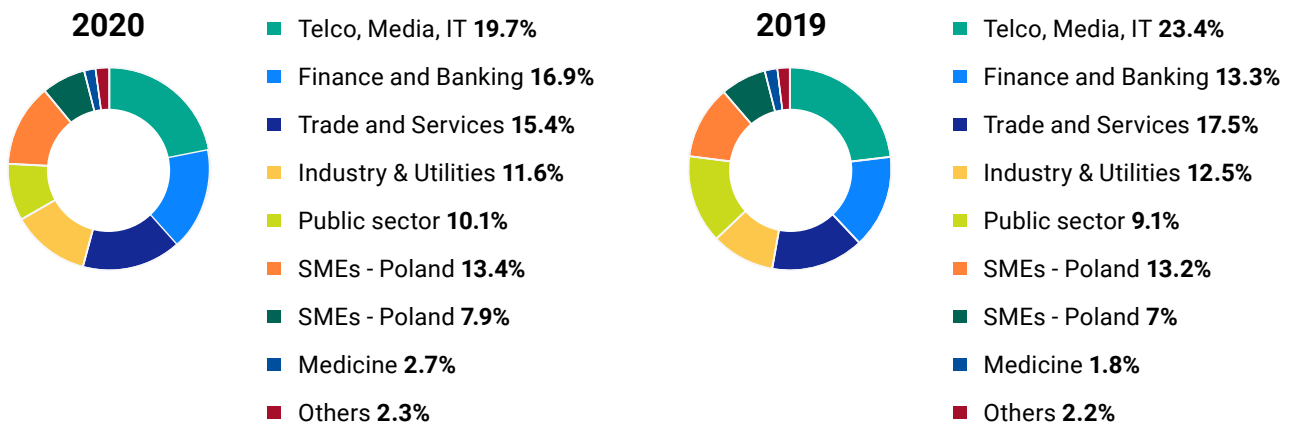


- Janusz Filipiak 5,569,027; **36.82%**
- Elżbieta Filipiak 4,230,000; **27.96%**
- NN OFE & NN DFE 846,571; **5.60%**
- MetLife OFE 841,097; **5.56%**
- Others 3,640,254; **24.06%**

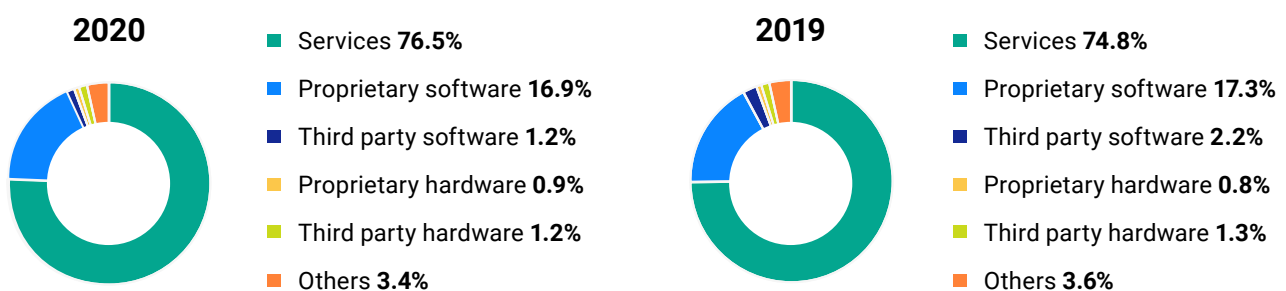
## Selected financial data in Comarch Group (in thousands of PLN)

	2020	2019	2018	2017
Revenue	1,536,753	1,437,423	1,369,619	1,125,110
Operating profit (loss)	191,561	143,383	87,543	58,364
Profit (loss) before income tax	164,254	142,369	62,480	87,149
Net profit (loss) attributable to shareholders	120,631	104,846	30,616	64,626
Total assets	2,003,558	1,842,711	1,665,945	1,508,452
Liabilities and provisions for liabilities	905,011	871,955	789,837	657,262
Non-current liabilities	252,430	257,351	230,184	237,668
Current liabilities	652,581	614,604	559,653	419,594
Equity attributable to shareholders	1,080,039	952,123	858,146	835,062
Share capital	8,133	8,133	8,133	8,133
Depreciation	86,291	84,929	65,205	64,309
EBITDA	277,852	228,312	152,748	122,673
Investment expenditures	130,825	56,344	104,317	153,728
Number of shares	8,133,349	8,133,349	8,133,349	8,133,349

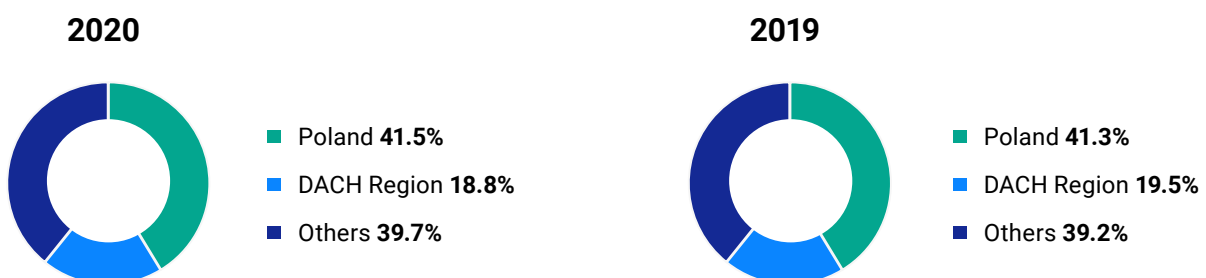
## Comarch Group's revenue structure by customers



## Revenue structure of the Comarch Group by type



## Geographical structure of Comarch Group revenues



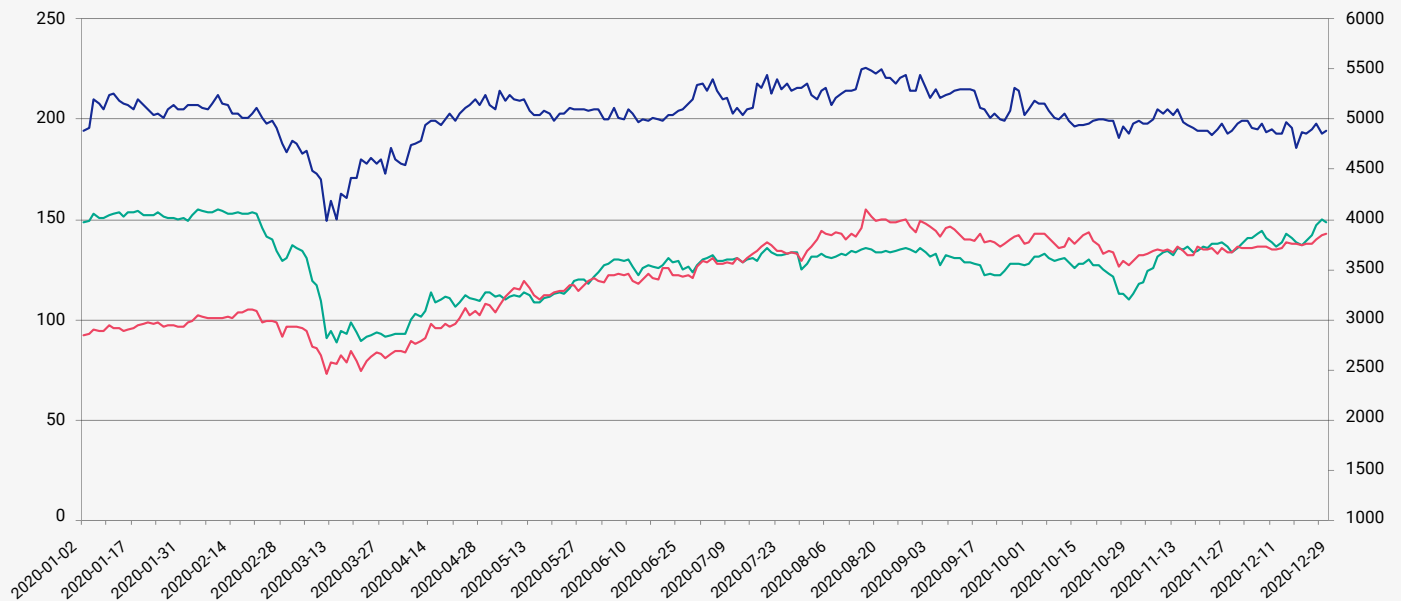
# Comarch share price for WSE in the period 1.01.2020 – 31.12.2020

Comarch S. A. shares have been listed on the primary market on the Warsaw Stock Exchange since 1998 and are included in the following indices:

- Comarch (CMR)
- mWIG 40 closing price
- WIG Informatyka

- [WIG-INFO,](#)
- [WIGtech,](#)
- [mWIG40,](#)
- [InwestorMS,](#)
- [WIG-Poland,](#)
- [WIG.](#)

2020



**1991**  
Comarch onset

**1993**  
Founding year

**1999**  
First publicly traded on the Warsaw Stock Exchange

**Headquarters**  
Kraków, Poland

**6500**  
employees

**USD 400 mln**  
The total value of Comarch's shares on the Warsaw Stock Exchange

**93%**  
of revenues from sales of own software and products

**Added Value**  
Comarch is a software house which sells its own software products to large corporations and provides implementation and managed services

# COMARCH

## Contact IR

phone: (12) 687 78 22

e-mail: [ir@comarch.com](mailto:ir@comarch.com)

[www.comarch.com](http://www.comarch.com)