

COMARCH

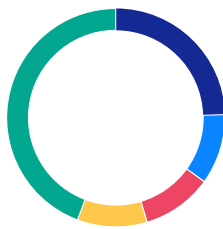


**IT solutions
manufacturer
and integrator**



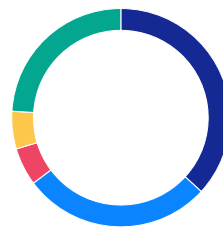
Shareholding structure of Comarch S.A.

Shareholding structure - by shares



- Janusz Filipiak; 1 997 027, **24.55%**
- Elżbieta Filipiak; 846 000, **10.40%**
- NN OFE i NN DFE; 846 571, **10.41%**
- MetLife OFE; 841 097, **10.34%**
- Others; 3 602 654, **44.29%**

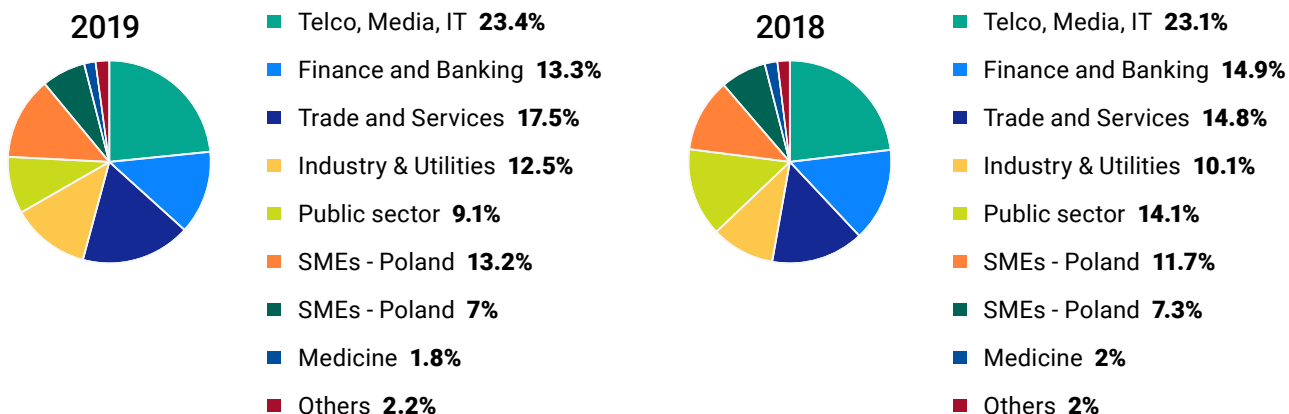
Shareholding structure - by votes



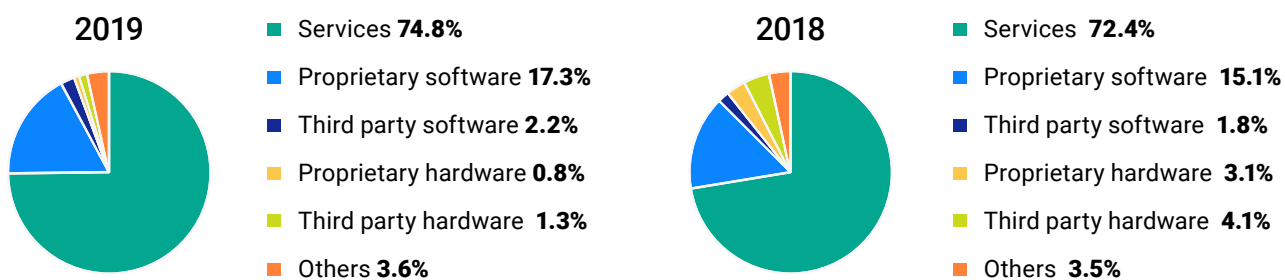
- Janusz Filipiak; 1 997 027, **36.82%**
- Elżbieta Filipiak; 846 000, **27.96%**
- NN OFE i NN DFE; 846 571, **5.60%**
- MetLife OFE; 841 097, **5.56%**
- Others; 3 602 654, **24.06%**

Selected financial data in Comarch Group (in thousands of PLN)	2019	2018	2017
Revenue	1,437,423	1,369,619	1,125,110
Operating profit (loss)	143,383	87,543	58,364
Profit (loss) before income tax	142,369	62,480	87,149
Net profit (loss) attributable to shareholders	104,846	30,616	64,626
Total assets	1,842,711	1,665,945	1,508,452
Liabilities and provisions for liabilities	871,955	789,837	657,262
Non-current liabilities	257,351	230,184	237,668
Current liabilities	614,604	559,653	419,594
Equity attributable to shareholders	952,123	858 146	835,062
Share capital	8,133	8,133	8,133
Depreciation	84,929	65,205	64,309
EBITDA	228,312	152,748	122,673
Investment expenditures	56,344	104,317	153,728
Number of shares	8,133,349	8,133,349	8,133,349

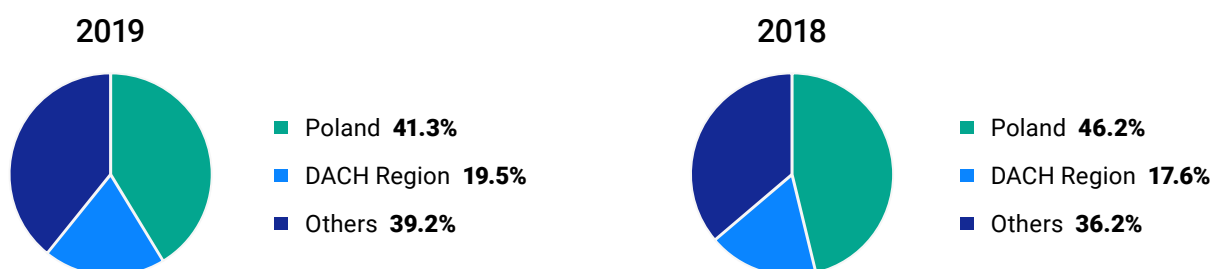
Comarch Group's revenue structure by customers



Revenue structure of the Comarch Group by type



Geographical structure of Comarch Group revenues



Comarch share price for WSE in the period w okresie 1.01.2019 – 31.12.2019

Comarch S. A. shares have been listed on the primary market on the Warsaw Stock Exchange since 1998 and are included in the following indices:

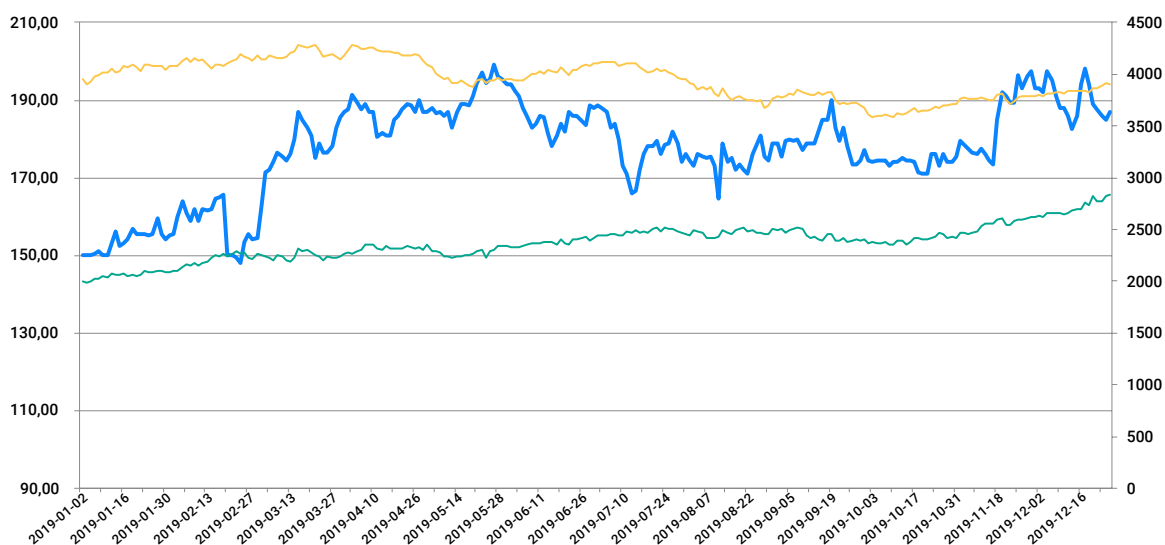
- [WIG-INFO](#),
- [WIGtech](#),
- [mWIG40](#),
- [InwestorMS](#),
- [WIG-Poland](#),
- [WIG](#).

— Comarch (CMR)
closing price

— mWIG 40
closing price

— WIG Information
Technology

Symbol WSE: CMR
Symbol Reuters: CMR.WA



1991

Comarch onset



1993

founding year



Publicly traded on
Warsaw Stock
Exchange since 1999



High ranking in it analyst
ratings: Analysys Mason,
Eu Industrial R&D Invest-
ment Scoreboard, Gartner,
IDC, Top200 IDG, Truffle
100 and others



6500

first-class professionals
(programmers, computer
scientists and engineers),
graduates from the best polish
and foreign universities



Thousands of
successfully
completed projects on
6 continents in over
100 countries



Revenue
334.1 m eur
373.9 m usd
292.7 m gbp
(2019)



Polish capital
- headquarters
located in Kraków
Poland

Calendar

28th of February, 2020 Publication of the consolidated quarterly report for four quarters of 2019

29th of April, 2020 Publication of the annual report for 2019

15th of May, 2020 Publication of the consolidated quarterly report for the first quarter of 2020

28th of August, 2020 Publication of the consolidated extended half-yearly report for the first half of 2020

17th of November, 2020 Publication of the consolidated quarterly report for the three quarters of 2020

Contact IR

tel. (12) 687 78 22

e-mail: ir@comarch.com

www.comarch.com